

2023-2024 ANNUAL REPORT GUARDIAN ANGELS PARISH FISCAL YEAR ENDING JUNE 30, 2024



GUARDIAN ANGELS PARISH
6531 BEECHMONT AVENUE
CINCINNATI, OH 45230
(513) 231-7440
GAPARISH.ORG



GA OPERATING RESULTS FOR FY 2023-2024 & APPROVED FISCAL YEAR BUDGET FOR FY 2024-2025

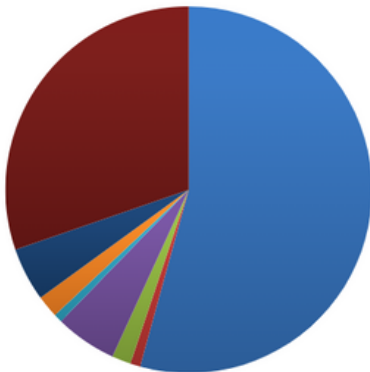
	2023-2024 APPROVED BUDGET	2023/2024 ACTUAL Y-T-D	2024-2025 APPROVED BUDGET
Church Revenue			
Offertory Collections	\$1,370,000.00	\$1,515,211.34	\$1,400,000.00
Ministry & Liturgy	\$43,100.00	\$24,748.56	\$19,100.00
Interest & Dividends	\$30,000.00	\$46,649.22	\$30,000.00
Festival/Fish Fry/5K	\$142,000.00	\$151,935.40	\$142,000.00
IFIHL / CMA	\$-	\$20,974.75	\$-
Other	\$42,000.00	\$54,773.73	\$42,000.00
Cemetery	\$119,000.00	\$131,839.53	\$99,000.00
Capital Maintenance	\$54,000.00	\$845,792.33	\$175,000.00
Total: Church	\$1,800,100.00	\$2,791,924.86	\$1,907,100.00
Church Expenses			
Salaries & Benefits	\$887,470.00	\$803,389.87	\$857,000.00
Parish School Support	\$200,000.00	\$-	\$-
Archdiocese Assessment	\$160,000.00	\$161,610.00	\$170,000.00
Utilities and Maintenance	\$243,500.00	\$270,306.81	\$213,000.00
Church Programs	\$70,500.00	\$114,769.08	\$45,500.00
Rectory and Office	\$68,680.00	\$96,371.96	\$66,380.00
Festival/Fish Fry/5K	\$49,000.00	\$56,765.10	\$52,000.00
Cemetery	\$14,750.00	\$163,725.79	\$44,250.00
Capital Maintenance	\$90,000.00	\$1,188,809.82	\$600,000.00
Total Expenses: Church	\$1,783,900.00	\$2,855,748.43	\$2,048,130.00
Church Operating Gain (Loss)	\$16,200.00	\$(63,823.57)	\$(141,030.00)
School Revenue			
Tuition and Fees	\$2,230,735.00	\$2,314,317.22	\$2,867,958.00
Preschool	\$500,895.00	\$512,545.00	\$552,498.00
Auxiliary Services - State	\$277,000.00	\$271,658.97	\$165,000.00
Parish School Support	\$200,000.00	\$-	\$-
Tuition Aid	\$59,500.00	\$60,600.00	\$3,000.00
Extended Care	\$61,000.00	\$91,459.55	\$69,000.00
Other	\$102,000.00	\$152,573.90	\$71,500.00
Total School:	\$3,431,130.00	\$3,403,154.64	\$3,728,956.00
School Expenses			
Salaries & Benefits	\$2,464,910.00	\$2,224,716.68	\$2,737,300.00
Preschool	\$428,500.00	\$422,385.69	\$482,900.00
Utilities and Maintenance	\$416,000.00	\$469,164.68	\$419,000.00
Other	\$92,800.00	\$165,215.12	\$103,000.00
Total Expenses: School	\$3,402,210.00	\$3,281,482.17	\$3,742,200.00
School Operating Gain (Loss)*	\$28,920.00	\$121,672.47	\$(13,244.00)
Parish Operating Gain (Loss)	\$45,120.00	\$57,848.90	\$(154,274.00)

CHURCH OPERATING RESULTS

FY 2023-2024 FISCAL YEAR ENDING JUNE 30, 2024

Revenue		
Offertory Collections	\$1,515,211	50.1%
Ministry & Liturgy	\$24,749	0.8%
Interest and Dividends	\$46,649	1.5%
Events*	\$151,935	5.0%
1Faith1Hope1Love/CMA	\$20,975	0.7%
Other	\$54,774	1.8%
Cemetery	\$131,840	4.4%
Capital Maintenance	\$845,792	27.9%
	\$2,791,925	100.0%

*Includes Festival, Fish Fry, and Halo Hustle 5K

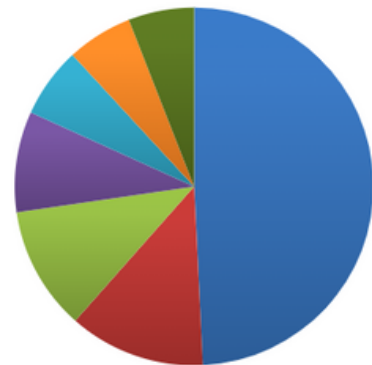


■ Offertory Collections ■ Ministry & Liturgy ■ Interest and Dividends ■ Events*
 ■ 1Faith1Hope1Love/CMA ■ Other ■ Cemetery ■ Capital Maintenance

Church Net Revenue	\$(63,824)
--------------------	------------

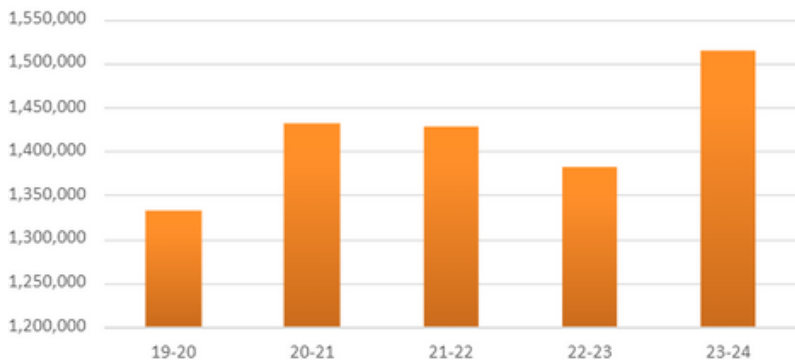
Expenditures		
Salaries and Benefits	\$803,390	28.1%
Parish School Support	\$-	0.0%
Archdiocese Assessment	\$161,610	5.7%
Utilities and Maintenance	\$270,307	9.5%
Church Programs	\$114,769	4.0%
Rectory and Office	\$96,372	3.4%
Events*	\$56,765	2.0%
Cemetery	\$163,726	5.7%
Capital Maintenance	\$1,188,810	41.6%
	\$2,855,748	100.0%

*Includes Festival, Fish Fry, and Halo Hustle 5K

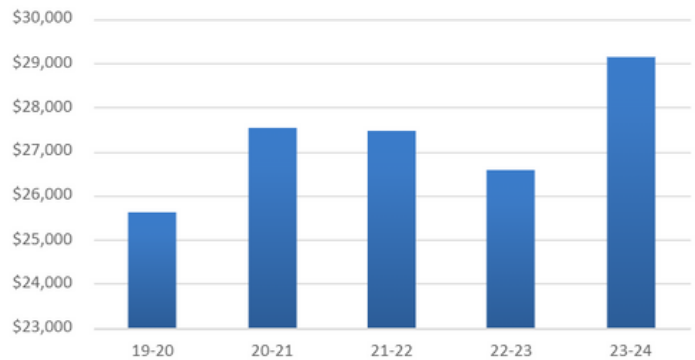


■ Salaries and Benefits ■ Parish School Support ■ Archdiocese Assessment
 ■ Utilities and Maintenance ■ Church Programs ■ Rectory and Office
 ■ Events* ■ Cemetery ■ Capital Maintenance

Offertory Collection History



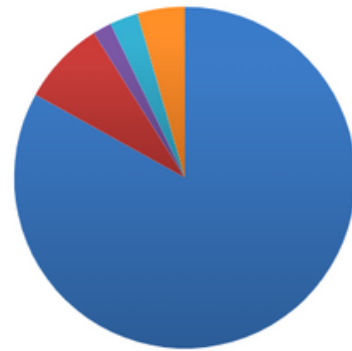
Average Weekly Offertory Collection



SCHOOL OPERATING RESULTS

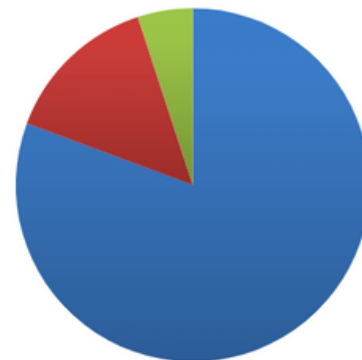
FY 2023-2024 FISCAL YEAR ENDING JUNE 30, 2024

Revenue		
Tuition and Fees	\$2,826,862	83.1%
Auxiliary Services - State	\$271,659	8.0%
Parish School Support	\$-	0.0%
Tuition Aid	\$60,600	1.8%
Extended Care	\$91,460	2.7%
Other	\$152,574	4.5%
Total	\$3,403,155	100%



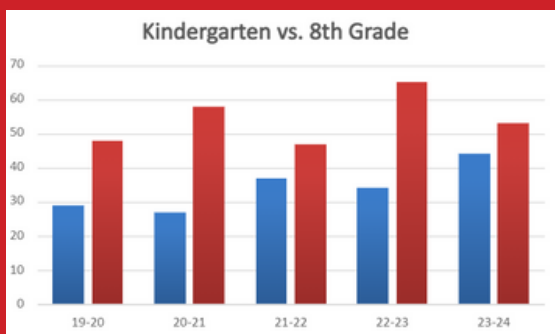
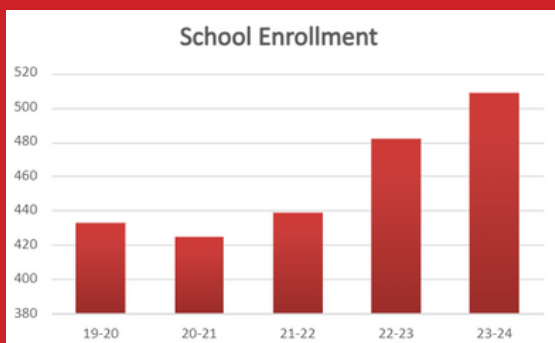
■ Tuition and Fees ■ Auxiliary Services - State ■ Parish School Support
 ■ Tuition Aid* ■ Extended Care ■ Other

Expenditures		
Salaries and Benefits	\$2,647,102	80.7%
Utilities and Maintenance	\$469,165	14.3%
Other	\$165,215	5.0%
Total	\$3,281,482	100.0%



■ Salaries and Benefits ■ Utilities and Maintenance ■ Other

School Net Revenue	\$121,672
--------------------	-----------



School Notes

Guardian Angels School continues to move forward in a very positive direction. The 2023-2024 school year contained many successes, driven by our dedicated and committed community members who work together to fulfill our mission and beliefs. We are blessed with a skilled staff who constantly provide students with an engaging and positive learning environment. Our parents partner with us to guide our students academically, spiritually, and developmentally!

We also continue to welcome new angels to our community, resulting in an increase in enrollment for the fourth consecutive year. We now have more than 100 additional students than we did just five years ago. With the increased revenue generated by enrollment, we remained committed to investing in our students and staff. For the 2024-2025 school year, many safety-related updates/upgrades were completed; a new assistant principal, primary aide, and preschool aide were hired; teacher compensation increased, and improvements to the physical campus were made!

We strive every day to help each child earn their HALO by being Honest, Accountable, and a Leader to Others! These guiding principles help shape our angels into students with a strong sense of community pride! It is great to be an angel!

PARISH STATISTICS & SERVICE ORGANIZATIONS

FY 2023-2024 FISCAL YEAR ENDING JUNE 30, 2024

Parish Notes

- Parish and School have no debt
- Thanks to the continued support from our parishioners, our offertory collection increased by +9% vs 22/23 fiscal year
- Church capital maintenance revenue and expenses contain the capital campaign and beautification efforts
- Our combined Church and School net gain from operations is \$57,000

PARISH STATISTICS

Households	2144	Confirmations	56
CCD Enrollment	70	Marriages	6
Baptisms	68	Funerals	58
1st Communicants	53	Members received into Full Communion	0
Burials	42	Niche Burials	2

Fish Fry Events

	2024	2023
Income	\$29,036	\$29,392
Expenses	\$13,947	\$17,618
Fish Fry Proceeds to GA/Operating Gain	\$15,089	\$11,774

AngelsFest

	2024	2023
Income	\$76,754	\$87,057
Expenses	\$22,584	\$24,214
Proceeds to GA Operating Gains	\$54,171	\$62,843